


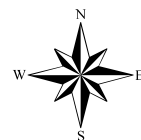
### Legend

- |  |                     |  |               |
|--|---------------------|--|---------------|
|  | Ski/Snowshoe        |  | Water Body    |
|  | Fat Tire Bike Trail |  | State DNR     |
|  | Snowmobile Trail    |  | County Forest |
|  | Public Road         |  |               |
|  | Parking             |  |               |
|  | Numbered Sign Post  |  |               |


Parking is available in the lot off Hwy G. Please do not block Zimmer Road or the snowmobile trail on the north side of the parking lot.

Dogs are allowed on the trail but must be kept under owner's control at all times. Please clean up after your pet.

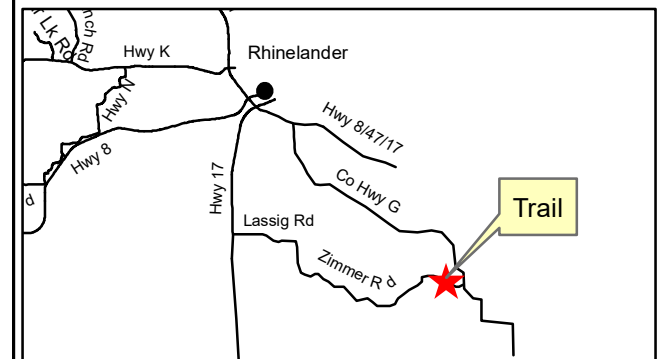
Use trails at your own risk. Trail conditions may change without notice. Please stay on trails and obey directional signs. Please use courtesy when encountering other users. This map is intended for general use and is not to be used for navigational purposes.



# ENTERPRISE WINTER RECREATION TRAIL



Oneida County Forestry  
PO Box 400 - Courthouse  
Rhinelander, WI 54501  
715.369.6140



The Enterprise County Forest Winter Recreation Trail is located approximately 8 miles south of Hwy 8 on Hwy G in Oneida County. The trail system consists of two one-way loops that together equal approximately 8 miles.

Skill Level: Beginner to intermediate. The trail is groomed for fat-tire biking; however, cross-country skiing and snowshoeing are also permitted on the trail.

**Please stay on trails and obey all directional signs.**

**A trail pass is required for all persons 18 years of age or older.**

Trail passes are available at all trail heads or from the Oneida County Forestry Office.