NOTICE OF MEETING

COMMITTEE: **Aging & Disability Resource Center (ADRC) Committee**
PLACE: **Aging & Disability Resource Center (ADRC), Balsam Room**
100 W. Keenan Street, Rhinelander, WI
DATE: **Monday, September 28, 2026**
TIME: **9:00 a.m.**

Zoom is being offered as a convenience for this meeting. If Zoom functionality drops, the meeting will continue in-person at the location listed above subject to committee quorum.

Call in information: Phone Number (312) 626-6799 Meeting ID 878 7794 4527 Passcode 454827
https://us06web.zoom.us/j/87877944527?pwd=QTq5iID8wNtp2OFIwKYIu81dDhKnr5.1

It is possible that a quorum of County Board members will be at this meeting to gather information about a subject over which they have decision-making responsibility. This constitutes a meeting of the County Board pursuant to State ex rel. Badke v. Village Board of Greendale, 173 Wis. 2d 553, 494 N.W.2d 408 (1993), and must be noticed as such, although the County Board will not take any formal actions at this meeting. It is also possible that there may be quorums of other County Board Committees present, although those committees will not take any formal action at this meeting.

Agenda

All agenda items assumed to be discussion/decision items

AGENDA:

1. Call the Meeting to Order
2. Approve Agenda for Today's Meeting
3. Public Comment/Communication
4. Approve Minutes From the August 24, 2026 Meeting
5. Northwoods Transit Connections Update
6. Nutrition Program Updates & Action
7. Resolution to Accept Donation from Greg Stoever
8. Events Update
9. Manager Update

10. Agency Update

11. Financial/Statistical Reports

12. Future Agenda Topics

13. Public Comment

14. Adjournment

NOTICE OF POSTING

TIME: 12:00 p.m. DATE: September 22, 2026 PLACE: Courthouse Bulletin Board

Debbie Condado, CHAIRPERSON

Notice posted by Dana Gray, Human Service Aide. Additional information on a specific agenda item may be obtained by contacting the person who posted this notice at 715-369-6170.

NEWS MEDIA NOTIFIED BY EMAIL DATE: 9-22-2026 TIME 12:00 p.m.

Northwoods River News	Lakeland Times	Star Journal
Tomahawk Leader	WHDG Radio Station	News WJFW Channel 12
WXPR Radio Station	WPEG.net Television Network	WSAW
Vilas County News Review		

Notice is hereby further given that pursuant to the American with Disabilities Act reasonable accommodations will be provided for qualified individuals with disabilities upon request. Please call County Clerk at 715-369-6144 with specific information on your request allowing adequate time to respond to your request.

Compliance checklist with the Wisconsin Open Meeting Law.

GENERAL REQUIREMENTS:

Must be held in a location which is reasonably accessible to the public.

2. Must be open to all members of the public unless the law specifically provides otherwise.

NOTICE REQUIREMENTS:

1. In addition to any requirements set forth below, notice must also be in compliance with any other specific statute.

2. Chief presiding officer or his/her designee must give notice to the official newspaper and to any members of the news media likely to give notice to the public.

MANNER OF NOTICE:
Date, time, place and subject matter, including subject matter to be considered in a closed session, must be provided in a manner and form reasonably likely to apprise members of the public and news media.

TIME FOR NOTICE:

1. Normally, a minimum of 24 hours prior to the commencement of the meeting.

2. No less than 2 hours prior to the meeting if the presiding officer establishes there is good cause that such notice is impossible or impractical.

3. Separate notice for each meeting of the governmental body must be given.

EXEMPTIONS FOR COMMITTEES & SUBUNITS
Legally constituted sub-units of a parent governmental body may conduct a meeting during the recess or immediately after the lawful setting to act or deliberate upon the subject which was the subject of the meeting, provided the presiding officer publicly announces the time, place and subject matter of the sub-unit meeting in advance of the meeting of the parent governmental body.

PROCEDURE FOR GOING INTO CLOSED SESSION:

1. Motion must be made, seconded and carried by roll call majority vote and recorded in the minutes.

2. If motion is carried, chief presiding officer must advise those attending the meeting of the nature of the business to be conducted in the closed session, and the specific statutory exemption under which the closed session is authorized.

SYNOPSIS OF STATUTORY EXEMPTIONS UNDER WHICH CLOSED SESSIONS ARE PERMITTED:

1. Concerning a case which was the subject of a Judicial or quasi-judicial trial before this governmental body. Sec. 19.85(1)(a)

2. Considering dismissal, demotion or discipline of any public employee or the investigation of charges against such person and the taking of formal action

on any such matter; provided that the person is given actual notice of any evidentiary hearing which may be held prior to final action being taken and of any meeting at which final action is taken. The person under consideration must be advised of his/her right that the evidentiary hearing be held in open session and the notice of the meeting must state the same. Sec. 19.85(1)(b)

3. Considering employment, promotion, compensation or performance evaluation data of any public employee over which this body has jurisdiction or responsibility. Sec. 19.85(1)(c)

4. Considering strategy for crime detection or prevention. Sec. 19.85(1)(d)

5. Deliberating or negotiating the purchase of public properties, the investing of public funds, or conducting other specified public business whenever competitive or bargaining reasons require a closed session. Sec. 19.85(1)(e)

6. Considering financial, medical, social or personal histories or disciplinary data of specific person, preliminary consideration of specific personnel problems or the investigation of specific charges, which, if discussed in public, would likely have a substantial adverse effect on the reputation of the person referred to in such data. Sec. 19.85(1)(f), except where paragraph 2 applies.

7. Conferring with legal counsel concerning strategy to be adopted by the governmental body with respect to litigation in which it is or is likely to become involved. Sec. 19.85(1)(g)

8. Considering a request for advice from any applicable ethics board. Sec. 19.85(1)(h)

PLEASE REFER TO CURRENT STATUTE SECTION 19.85 FOR FULL TEXT

CLOSED SESSION RESTRICTIONS:

1. Must convene in open session before going into closed session.

2. May not convene in open session, then convene in closed session and thereafter reconvene in open session within twelve hours unless proper notice of this sequence was given at the same time and in the same manner as the original open meeting.

3. Final approval or ratification of a collective bargaining agreement may not be given in closed session.

4. No business may be taken up at any closed session except that which relates to matters contained in the chief presiding officer's announcement of the closed session.

5. In order for a meeting to be closed under Section 19.85(1)(f) at least one committee member would have to have actual knowledge of information which he or she reasonably believes would be likely to have a substantial adverse effect upon the reputation involved and there must be a probability that such information would be divulged.

Thereafter, only that portion of the meeting where such information would be discussed can be closed. The balance of that agenda item must be held in open session.

BALLOTS, VOTES AND RECORDS:

1. Secret ballot is not permitted except for the election of officers of the body or unless otherwise permitted by specific statutes.

2. Except as permitted above, any member may require that the vote of each member be ascertained and recorded.

3. Motions and roll call votes must be preserved in the record and be available for public inspection.

USE OF RECORDING EQUIPMENT:
The meeting may be recorded, filmed, or photographed, provided that it does not interfere with the conduct of the meeting or the rights of the participants.

LEGAL INTERPRETATION:

1. The Wisconsin Attorney General will give advice concerning the applicability or clarification of the Open Meeting Law upon request.

2. The municipal attorney will give advice concerning the applicability or clarification of the Open Meeting Law upon request.

PENALTY:
Upon conviction, any member of a governmental body who knowingly attends a meeting held in violation of Subchapter IV, Chapter 19, Wisconsin Statutes, or who otherwise violates the said law shall be subject to forfeiture of not less than $25.00 nor more than $300.00 for each violation.

Prepared by Oneida County Corporation Counsel Office - 5/16/96

Agenda

ADRC COMMITTEE MEETING
MINUTES
August 24, 2026

COMMITTEE MEMBERS PRESENT: Ms. Debbie Condado - Chair, Ms. Linnaea Newman - Vice Chair, Ms. Mary Roth Burns, Ms. Sandy Hamburg, Ms. Kathy Paul via Zoom, Ms. Patty Raske, Ms. Maureen Rodziczak, Mr. James Unger

EXCUSED: Ms. Melanie Fralick

STAFF PRESENT: Ms. Beth Hoerchler, Mr. Joel Gottsacker via Zoom, Ms. Mya Olkowski, Ms. Heidi Chavez, Ms. Heather Beach, and Ms. Dana Gray

OTHERS PRESENT: Ms. Barb Newman

1. **Call to Order:** Ms. Debbie Condado called the meeting to order at 9:00 a.m. in the Balsam Room at the Aging and Disability Resource Center. The meeting has been properly posted in accordance with the Wisconsin Open Meeting Law and the facility is handicap accessible.

2. **Approve Agenda for Today's Meeting:** Motion by Ms. Linnaea Newman, seconded by Mr. James Unger, to approve today's agenda with the order of items at the Chair's discretion. All ayes, motion carried.

3. **Public Comment/Communication:** None.

4. **Approve Minutes of July 27, 2026 Meeting:** Motion by Linnaea Newman, seconded by Ms. Patty Raske, to approve July 27, 2026 ADRC Committee minutes as presented. No corrections or additions. All ayes; motion carried.

5. **Northwoods Transit Connections Update:** Ms. Barb Newman reported that ridership is up from June, and also up from this time last year. On 7/31/2026 a purchase order was turned in to purchase 2 new busses. It will cost $266,000 for both busses, but they are covered 80% by a grant and 20% by funds from the Northwoods savings account. The busses will arrive in 7-9 months. An appraisal was ordered for the new property. They were able to fill the driver position, but the dispatcher position is still open. Fuel costs have gone up significantly since January due to higher gas prices.

6. **Volunteer Escort Ride Program Payment Update:** Ms. Mya Olkowski reported that this agenda item was discussed at the previous meeting. She would like the Volunteer Escort Ride brochure to be re-typed since it is outdated from 2018. She reported the

DRAFT

current pay scale for escort rides, and asked the members if this should be updated as well. Discussion followed. It was decided that the pay scale should change to the following: 0-500 miles within a calendar year the clients will pay for one third of the mileage at the IRS current rate; 501+ miles the clients will pay the full cost of the mileage at the IRS current rate. Motion by Ms. Debbie Condado, seconded by Ms. Sandy Hamburg, to approve the change as presented. All ayes; motion carried.

7. **Nutrition Program Budget Update & Action:** Ms. Heidi Chavez, Ms. Beth Hoerchler, and Ms. Mya Olkowski reported on the Nutrition Program budget and updates. There was a long discussion by committee members in regard to the next steps to save money to meet budget requests. Ms. Mya Olkowski asked the committee members what their final preferences would be. The first two will be executed right away, and the rest will take place only if necessary:
   1. Assess the needs of current Home Delivered Meal (HDM) clients but make no cuts to these individuals. New interested clients will be assessed based on a low, moderate, and high needs. The lows will be denied meals. Then, contact any clients who are Vilas County residents and notify them to reach out to Vilas County ADRC for Nutrition Program needs and end their service. Oneida County coverage of meals was once provided due to Vilas not having a meal site near Arbor Vitae. Vilas can work out an agreement to pay Oneida County full price of the meal if they wish.
   2. Reduce Rhinelander, Woodruff, and Three Lakes dining sites to providing meals 3 days a week but offering frozen meals to HDM clients for the 2 other days.
   3. Rearranging HDM routes and possibly reducing the areas that are served in Oneida County.
   4. Increasing the contribution price again which was last increased in November 2025.
   5. Starting a waiting list for new HDM clients.

   Ms. Heidi Chavez will be reporting these preferences to the Human Service Committee, and then to the Executive Committee.

8. **FoodShare Changes:** Ms. Mya Olkowski reported that the State of Wisconsin is making changes as to who is eligible for Food Share. The Wisconsin Department of Health Services provided the ADRC with talking points to explain rule changes for FoodShare members who are aged 60-64, and aren't blind or disabled. The talking points were included in the handouts to create awareness in regard to these changes.

9. **Events Update:** Ms. Mya Olkowski reported on the August ADRC events and activities. There was a Health Promotion Booth on Tuesday August 4th offering information on Health Promotion courses. This booth was run by Laurel Parins, Health & WellBeing Educator for Oneida County and also by Jennifer Sackett, ADRC Specialist. The Brain &

DRAFT

Body Fitness classes are scheduled every Wednesday in August from 12:00-1:30 p.m. at the Reiter Center in Three Lakes. There was a Boom Lake Sightseeing Boat Trip on Tuesday August 18th, and a Boom Lake Fishing Boat Trip on Thursday August 20th. These trips were provided by the "Let's Go Fishing" Hodag Chapter. On Friday August 21st there was a trip to the Minocqua Farmer's Market, and then a stop at Hoggie Doggie's for a treat. The upcoming Fun Friday "Beat the Heat" movie event is on Friday August 28th at 10:00 a.m. at the Rouman Cinema in Rhinelander. There will be a private showing of "Coyote vs. Acme" with popcorn and soda included. There is a $5.00 suggested donation to cover the cost of tickets. Please RSVP for this event by calling 715-369-6307. The Vaccine Clinic provided by the Health Department starts on Monday September 14th, and will run Monday - Friday from 8:30 a.m. - 4:00 p.m. at the ADRC. The ADRC website has the monthly activity calendar posted with all upcoming events.

10. **Manager Update:** Ms. Mya Olkowski reported that the call and walk in totals are higher when compared to this time last year. The Adult Protective Service referrals are significantly higher when compared to this time last year. The total volunteer hours served for June 2026 was 1,064.00 hours.

11. **Agency Update:** Ms. Beth Hoerchler reported that there were 5 positions filled in July and August. There are 2 Behavioral Health Therapist positions that are being re-posted, and a Finance Technician position that is posted as well. August is Child Support Awareness Month, and the Agency will be celebrating with a potluck. The CLTS/Birth to 3 workers will be attending back to school open house events in the Minocqua area. The Agency did an in-house fundraising Food Sale to raise money for Feed Our Rural Kids. The Recovery workers organized Community Yoga in the Park for the summer, and held a Picnic in the Park in July and August. Light up the Night for Recovery will be held on September 23rd.

12. **Financial & Statistical Reports:** It was noted by Ms. Debbie Condado that the 2026 Financial Reports were received and discussed.

13. **Future Agenda Topics:** Usual agenda items. The Nutrition Program Budget Updates & Action will be added back as an agenda item for the September meeting. Members should contact Ms. Mya Olkowski or Ms. Debbie Condado if they would like something placed on the agenda. The next meeting will be held on Monday, September 28, 2026 at 9:00 a.m. at the Balsam Room located in the ADRC.

DRAFT

14. **Public Comment:** None.

15. **Adjournment:** 10:09 a.m.

_____ _____

Committee Chairman Committee Secretary

DRAFT

Agenda

Oneida Vilas Transit Commission August 2026	Senior Ambulatory	Senior Non-Ambulatory	Disabled Ambulatory	Disabled Non-Ambulatory	Other	**Total Passengers**	Medical	Employment	Nutrition	Education/ Training	Social/Rec	Personal Business	Other	**Total Purpose**
On-Demand Rhinelander	450	17	239	38	40	784	131	84	114	2	85	167	201	784
On-Demand Eagle River	199	5	110	25	1	340	33	87	14	0	8	130	68	340
On-Demand Lakeland Oneida County	198	8	73	8	34	321	57	54	114	27	18	14	37	321
On-Demand Lakeland Vilas County	95	1	13	1	14	124	37	18	42	2	12	3	10	124
Whitetail Service Oneida County	15	0	30	3	4	52	2	7	0	0	25	17	1	52
Whitetail Service Vilas County	9	6	0	0	0	15	8	1	2	0	0	4	0	15
Moose Service Oneida County	0	0	0	0	0	0	0	0	0	0	0	0	0	0
Moose Service Vilas County	0	0	0	0	0	0	0	0	0	0	0	0	0	0
Silver Maple Service Oneida County	2	0	0	0	0	2	2	0	0	0	0	0	0	2
Spruce Service Vilas County	0	0	3	0	0	3	0	1	0	0	2	0	0	3
Eagle Eye Service Vilas County	35	0	0	0	0	35	0	0	10	0	5	15	5	35
Headwaters	0	0	623	44	0	667	0	667	0	0	0	0	0	667
TOTALS	1003	37	1091	119	93	**2343**	270	919	296	31	155	350	322	**2343**
Oneida County Total Q4														
Oneida County Total Q3	1304	67	1955	221	151	**3698**	364	1653	467	40	238	439	508	**3698**
Oneida County Total Q2	1550	72	2627	256	297	**4802**	486	2263	633	119	265	576	560	**4802**
Oneida County Total Q1	1780	64	2449	237	922	**5452**	465	2461	517	144	677	585	603	**5452**
Vilas County Total Q4														
Vilas County Total Q3	781	32	250	59	27	**1149**	180	198	174	4	54	379	160	**1149**
Vilas County Total Q2	1064	37	426	109	41	**1677**	245	280	318	20	69	557	77	**1677**
Vilas County Total Q1	1036	30	425	83	43	**1617**	208	281	351	18	65	501	193	**1617**

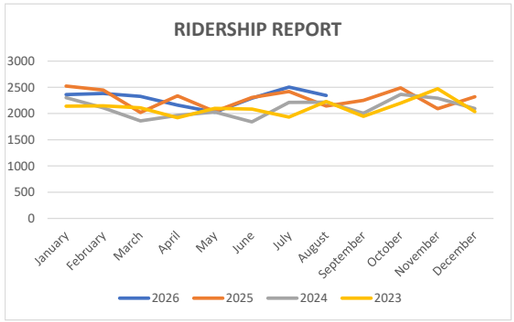

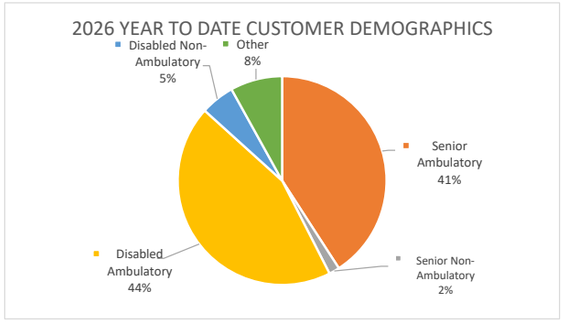

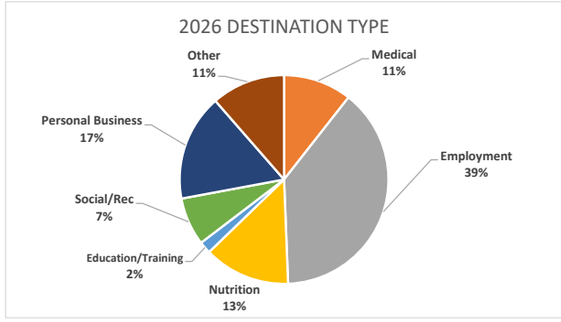

Agenda

ONEIDA COUNTY HUMAN SERVICES

Better Together

Our Department has been asked to look at different Options for reducing our nutrition program budget for 2027. If no changes were made $40,950 would be required in levy dollars to sustain the program at the current level. We are asking the ADRC committee to discuss the options below and make a recommendation on what the preference is for the options.

The following reductions have been made already.

Ending meals to Vilas County Residents that are not reimbursed by Vilas County $12,750

Reducing the Nutrition Coordinator Position from full time to a .8 FTE $ 6,300

Only approving participants for Home Delivered Meals if they score within a moderate to high need.

Option 1 – Reduce from 4 days to 3 days at the Rhinelander, Minocqua and Three Lakes dining sites. Savings $17,500

Option 2 – Combine Woodruff and Lake Tomahawk

*Looking into Ascension Lutheran Church as a potential Minocqua option.

Woodruff had 710 congregate meals in 2025. Lake Tomahawk had 452.

Woodruff 14,251 HDM in 2025. Lake Tomahawk had 923.

Woodruff had 224 congregate meals in 2026. Lake Tomahawk had 184.

Woodruff 6,219 HDM in 2026. Lake Tomahawk had 588.

Q: Can we ask Holy Family to waive the fee? Save $320 per month, $3,840 annually.

Pros

- Hardly any congregate diners at either site.
- Lake Tomahawk has allowed us to add a day of service.

Cons

- Lake Tomahawk's kitchen would not be able to handle the amount of food needed for these two sites. Would need to purchase a large fridge & freezer potentially.
- Currently, Lake Tom is using the gym for open pickelball play due to no congregate diners.
- Woodruff has up to 10 volunteers daily coming to the site, many living within miles of the Woodruff site. Unsure if volunteers would travel to Lake Tomahawk. Lake Tomahawk only uses 1-3 volunteers and wouldn't be able to support Woodruff needs alone.
- Offering Bingo monthly at Woodruff to try and increase congregate dining. Don't foresee Woodruff congregate diners traveling to Lake Tom.

Potential Savings – unknown due to needing to purchase equipment, as the Lake Tomahawk kitchen will not sustain the amount of food needed from these two sites.

Option 3 – Combine Sugar Camp and Three Lakes.

Three Lakes had 598 congregate meals in 2025. Sugar Camp had 1,854.

Three Lakes had 2,320 HDM in 2025. Sugar Camp had 311.

Three Lakes had 288 congregate meals in 2026. Sugar Camp had 978.

Three Lakes had 885 HDM in 2026. Sugar Camp had 149.

Pros

- Three Lakes has very few congregate diners.

Cons

- We have been hosting fitness classes at the dining site in Three Lakes in hopes to increase congregate dining.
- Unsure if Sugar Camp dining site manager would add another day to schedule. Three Lakes already used to four days a week.
- No response from Sugar Camp if we can add another day of service.

Potential Savings - $12,500

Option 4- Combine Nokomis and Cassian.

Nokomis in 2025 had 677 congregate meals. Cassian had 1,009 congregate meals.

Nokomis had 893 HDMs. Cassian had 499 HDMs.

Nokomis in 2026 had 279 congregate meals. Cassian had 475 congregate meals.

Nokomis had 374 HDMs. Cassian had 228 HDMs.

No major pro or con in this situation. Both serve only two meals a week. No programming is offered at either Dining Site. Nokomis Fire Department often fundraises for the ADRC. The Home Delivered Meal participants are decently spread out geographically between these two sites.

Cassian & Nokomis Dining Sites 8 miles away from one another.

Cassian averages 20 congregate diners a day. Nokomis averages 10 congregate diners a day.

Potential Savings - $6,000

Oneida County Community Dining Program

2026 Participant Survey Impact Report

45 participants completed the survey

Key Impact Highlights

- **86% of participants rated the dining center atmosphere as Very Good or Excellent.**
- **80% said the social aspect is Extremely Important or Very Important.**
- **69% receive at least half of their daily food intake from their dining center meal.**
- **82% rated the taste of the food as Good, Very Good, or Excellent.**
- Most respondents are willing to travel significant distances to participate, demonstrating the value they place on the program.
- Participants consistently reported benefits including improved nutrition, reduced food preparation burden, social engagement, and reduced isolation.

Quality of the Dining Experience

Participants rated the overall dining experience very positively. The dining center atmosphere received the highest ratings, with over half of respondents rating it **Excellent**. This highlights the welcoming environment created by staff, volunteers, and fellow participants.

An Important Source of Daily Nutrition

For many participants, the Community Dining meal represents a substantial portion of their daily nutrition. Among respondents who answered this question:

- **69% receive at least half of their daily food intake from this meal.**
- **93% receive at least one-third of their daily food intake from this meal.**

This demonstrates that the dining program plays a significant role in helping older adults meet their nutritional needs.

Social Connection is a Major Benefit

One of the clearest findings from the survey is the importance of social interaction. **80% of respondents reported that the social aspect of the program is either Very Important or Extremely Important.** When asked what drives their attendance, 32 responded the menu choice, and 31 responded seeing friends and community members. Participants attend not only for nutritious meals but also for companionship, friendship, and connection to their community.

Participants Travel to Attend

Respondents showed a willingness to travel significant distances to access dining services.

- **58% are willing to travel at least 6 miles to attend.**
- Nearly one in five respondents will travel more than 10 miles.

This illustrates the value participants place on the meals and social opportunities offered through the program.

Supporting Healthy Aging and Food Access

While most respondents reported being able to shop, cook, and access food regularly, the survey reveals that not everyone has the same level of food independence.

- 1 out of 7 respondents not always able to shop for groceries.
- 1 out of 7 respondents not always able to get fresh food.
- 1 out of 5 respondents not always able to prepare food.
- 1 out of 6 respondents not always able to cook meals.

These findings suggest the dining program fills an important gap for individuals experiencing challenges related to mobility, health, transportation, or meal preparation.

More Than a Meal

Participants described numerous ways the program positively impacts their lives. From improved nutrition to reduced cooking burden and increased social engagement, here is what they reported:

- Eating more nutritious meals.
- Having affordable meals available.
- Getting a break from daily cooking responsibilities.
- Connecting with people and meeting new people.
- Provides camaraderie and friendship.
- Creates a sense of belonging within the community.

Participant Voices

"I live alone and eating at the senior center gives me some meals I don't have to cook, plus the meals are affordable and I get to visit my friends."

"It has vastly improved my nutrition and social needs."

"Being a summer resident meal site couple times a week has become a social connection and my happy place."

"I get to connect with people and meet new people in my community."

"Just don't give up on the program; it is too good to lose!"

Conclusion

The 2026 Oneida County Community Dining Survey demonstrates that the program is delivering meaningful outcomes in three critical areas: nutrition, social connectedness, and quality of life. The dining program provides a substantial portion of daily food intake for many participants and supports healthier eating habits. Participants overwhelmingly value the opportunity to gather with friends, meet new people, and remain connected to their communities. The program reduces isolation, lessens the burden of meal preparation, and provides affordable, enjoyable meals in welcoming community settings.

Most importantly, participants describe the Community Dining Program as a place where they can nourish both their bodies and their social well-being, making it a vital component of healthy aging in Oneida County.

Oneida County Home-Delivered Meals Program

2026 Participant Survey Impact Report

59 participants completed the survey

Key Impact Highlights

- *78% rated their overall experience as Very Good or Excellent*
- *63% rely on the delivered meal for about half or more of their daily food intake*
- *63% say meal delivery gives them a feeling that people care about them*
- *58% value having someone to talk to during delivery visits*
- *59% receive three or fewer visits from other people in a typical week, highlighting the importance of regular meal delivery contact*
- *More than half report they are never, rarely, or only sometimes able to shop for groceries independently*

Meal Quality and Satisfaction

The survey results show overwhelming satisfaction across all aspects of the program, with the strongest ratings received for the overall experience. Participants not only appreciate the meals themselves but also the service and care provided through the program.

Nutritional Impact

For many participants, the delivered meal is not simply a convenience. It is a significant source of daily nutrition and helps reduce the risk of food insecurity.

- *63% depend on the meal for half or more of their daily food intake.*
- *92% rely on the meal for at least one-third of their daily food intake.*

Social and Emotional Benefits

In addition to food, participants identified important social and emotional benefits from meal delivery. The delivery visit itself is a critical service. Many participants experience social isolation, and the interaction with drivers provides companionship, reassurance, and a connection to the community.

Benefit	Responses
Feeling that others care about me	37
Someone to talk to	34
Sense of safety and security	28
Structure and routine in my day	27
Link to get additional support	21

Supporting People Aging at Home

Participants identified multiple support systems available when they need help. Most clients rely heavily on family, neighbors, and caregivers to remain at home. Home-delivered meals complement these support networks and help individuals continue living independently.

Addressing Social Isolation

59% of respondents received three or fewer visits from others during the past week.
For many recipients, meal delivery may be one of the most consistent forms of human contact they receive.

Food Access and Independence

Many participants face physical limitations, transportation barriers, or health conditions that make food preparation difficult. The program helps bridge these gaps and promotes healthy nutrition while allowing individuals to remain at home. Participants reported challenges obtaining and preparing food on their own.

- *33 respondents reported being never, rarely, or sometimes able to shop for groceries.*
- *Only 12 reported always being able to shop independently.*
- *35 respondents reported being never, rarely, or sometimes able to prepare food.*
- *28 respondents reported being never, rarely, or sometimes able to cook meals.*

Participant Voices

Participants described the direct impact the program has on their daily lives:
"I have a lot of pain when I have to prepare food for myself. This gives me a break."
"We do two meals a week. It reduces my food prep."
"I look forward to receiving the meal each day. I usually save some of the fruits, salads, desserts for later. I cannot stand for long periods to prepare food."
“After staying in the hospital, I couldn’t shop or prepare meals at home. You were there, thank you.”
“A great help for during the day when family is working.”
“Allows me to eat food prepared other than frozen dinners or canned food.”
“Convenient since I can’t drive myself anywhere due to my “legally blind” status.”
“I credit meals for my decent health, thank you. It’s been great. Keeps my weight even and my health good, cooking for one is the pits.”

Conclusion

The 2026 Oneida County Home-Delivered Meals Program is making a meaningful difference in the lives of older adults by providing reliable nutritious meals; supporting individuals who struggle to shop, cook, or prepare food; reducing social isolation through regular personal contact; increasing feelings of safety, security, and connection; and helping participants maintain independence and remain in their homes.
Most importantly, participants consistently report that the program delivers more than food. It delivers connection, support, peace of mind, and the ability to age safely and independently in their own homes.

Agenda

RESOLUTION #

Resolution to accept Donation from Greg Stoever.
Resolution approved for presentation to the Oneida County Board by the Supervisors of the Aging and Disability Resource Center (ADRC) Committee.

Resolved by the Board of Supervisors of Oneida County, Wisconsin:

WHEREAS, Wisconsin State Statue s 59.52(19) requires that the County Board approves all donations to the county; and

WHEREAS, Oneida County Resolution #37-2019 adopted the Oneida County Acceptance of Monetary, Non-Monetary and In-Kind Donation Policy; and

WHEREAS, The ADRC was notified on August 25th, 2026 that a donation totaling $3,000 will be made to the ADRC of Oneida County by Greg Stoever; and

WHEREAS, The donation requires the specific use of funds provided is for general use of the ADRC and

WHEREAS, The ADRC provides essential services to the adult, aging and disabled citizens of Oneida County and the donation would benefit the citizens of Oneida County; and

THEREFORE, BE IT RESOLVED, by the Oneida County Board of Supervisors that Oneida County accepts the generous donation from Greg Stoever; and

BE IT FURTHER RESOLVED, by the Oneida County Board of Supervisors that the Oneida County ADRC Committee will approve use of any and all funds provided through this donation for use how the ADRC seems best fit.

Vote Required: Majority = _____ 2/3 Majority = _____ 3/4 Majority = _____

The County Board has the legal authority to adopt: Yes _____ No _____ as reviewed by the Corporation Counsel, _____, Date: _____

Approved for presentation to the County Board by the ADRC Committee this 22nd day of June, 2026

Consent Agenda Item: _____YES _____NO

Offered and passage moved by:

_____
Supervisor

_____
Supervisor

_____
Supervisor

_____
Supervisor

_____
Supervisor

_____ Ayes

_____ Nays

_____ Absent

_____Abstain

_____ Adopted

by the County Board of Supervisors this _____ day _____ , 2026.

_____ Defeated

_____ _____

Tracy Hartman, County Clerk Scott Holewinski, County Board Chair

Agenda

2026

	Call and Walk In Totals								2026 Average per Day	2025 Average per Day
	Meals	Intake	ADRC	Walk Ins	Transport	Senior Center	Activities	Congregate		
January	239	138	242	55	25	867	368	146	107.71	106.14
February	200	151	430	47	33	824	639	161	125.25	135.3
March	214	145	415	49	27	508	775	177	105	113.95
April	179	155	433	67	31	297	390	178	82.38	97.66
May	174	160	395	57	31	203	266	182	73.40	87.14
June	178	145	362	46	46	353	440	221	80.41	90.81
July	196	168	368	72	44	315	433	213	82.23	79.77
August	211	168	488	69	69	293	226	213	82.71	85.71
September										96.24
October										99.7
November										90.33
December										74.71

August 2026 ADRC Walkin/Call Log

Date	Meal	Intake	ADRC	Walk Ins	Transport	Senior Center	Total
8/3/2026	13	6	28	7	7	20	81
8/4/2026	10	4	24	6	6	22	72
8/5/2026	10	6	21	4	3	18	62
8/6/2026	14	7	13	5	4	15	58
8/7/2026	6	15	20	2	3	16	62
8/10/2026	18	18	31	5	2	20	94
8/11/2026	11	9	33	4	6	9	72
8/12/2026	12	4	16	0	1	5	38
8/13/2026	8	7	22	3	3	13	56
8/14/2026	6	10	21	2	0	9	48
8/17/2026	8	10	32	4	2	17	73
8/18/2026	6	4	33	2	1	7	53
8/19/2026	6	17	32	3	2	12	72
8/20/2026	8	6	21	1	5	15	56
8/21/2026	3	6	19	1	3	8	40
8/24/2026	15	8	23	5	4	9	64
8/25/2026	8	7	16	4	6	14	55
8/26/2026	14	4	19	0	4	15	56
8/27/2026	11	5	22	3	3	13	57
8/28/2026	10	5	11	4	1	16	47
8/31/2026	14	10	31	4	3	20	82
Totals	211	168	488	69	69	293	1298
Average per Day	10.05	8.00	23.24	3.29	3.29	13.95	61.81

Signed In Visitors

Activities	226	Average per Day	10.7619
Congregate	213	Average per Day	10.14286

Total Average Agency Client Contacts per day 82.71429

Hours Served, Summary by Station

8/24/2026

July 2026, Order: Alphabetical

4:10:40 PM

Sta No	Station Name	Hours	Jobs	Vols
000001	ADRC of Oneida County	676.25	15	71
000004	Cycling Without Age	45.03	2	5
000015	Habitat for Humanity Restore	(39.50)	1	2
000009	Oneida County Humane Society	(15.50)	1	2
000003	Rhinelander Area Food Pantry	170.00	1	8
Total Count: 5		946.28	20	80
			(Unduplicated Totals)	

Outcome based hours = 891.28

C1 = 218.50

C2 = 440.25

Hours Served, Summary by Job

July 2026, Order: Alphabetical

8/24/2026

4:11:06 PM

Job No	Job Name	Hours	Vols	Stations
000025	Animal Caretaker, Oneida County Humane Society	15.50	2	1
000031	Cassian Home Delivered Meals, ADRC of Oneida County	8.00	1	1
000052	Clerical Assistant, ADRC of Oneida County	4.50	2	1
000039	Customer Service, Habitat for Humanity Restore	39.50	2	1
000004	Escort Driver, ADRC of Oneida County	9.00	3	1
000006	Kindness Calls Senior Companion, ADRC of Oneida County	4.00	3	1
000035	Lake Tomahawk C-1 Kitchen, ADRC of Oneida County	4.00	1	1
000033	Lake Tomahawk Home Delivered Meals, ADRC of Oneida County	7.50	1	1
000032	Nokomis Home Delivered Meals, ADRC of Oneida County	10.00	1	1
000013	Pantry volunteer, Rhinelander Area Food Pantry	170.00	8	1
000003	Rhinelander C-1 Dishwasher, ADRC of Oneida County	4.00	1	1
000002	Rhinelander C-1 Kitchen, ADRC of Oneida County	86.50	6	1
000001	Rhinelander Home Delivered Meals, ADRC of Oneida County	167.25	26	1
000027	Sugar Camp C1 Kitchen, ADRC of Oneida County	80.00	7	1
000026	Sugar Camp Home Delivered Meals, ADRC of Oneida County	16.50	3	1
000029	Three Lakes Home Delivered Meals, ADRC of Oneida County	30.00	3	1
000014	Trishaw Pilot Oneida, Cycling Without Age	30.53	4	1
000051	Trishaw Pilot Vilas, Cycling Without Age	14.50	1	1
000038	Woodruff C-1 Dining Site, ADRC of Oneida County	44.00	2	1
000030	Woodruff Home Delivered Meals, ADRC of Oneida County	201.00	16	1
Total Count: 20		946.28	80	5
			(Unduplicated Totals)	
			93	
			(Duplicated)	

2026 ADULTS AND ELDERS REFERRALS

Month	APS 59 and under	APS 60 and over	Guardianship Only	Guardianship Protective Placement	Adult Welfare Concern	Screen Out Adult Welfare Concerns	Emergency Protective Placements	Chapter 51 Converts to Chapter 55	2026 Monthly Totals	2025 Monthly Totals
January	1	4	1	1	6	6	0	1	20	10
February	0	13	4	1	3	11	1	0	33	11
March	1	2	1	1	2	7	0	0	14	11
April	0	4	0	1	2	17	0	0	24	18
May	0	3	1	2	1	10	0	0	17	19
June	0	3	1	4	0	11	1	0	20	13
July	1	5	2	5	1	11	0	0	25	14
August	0	5	1	1	1	13	0	0	21	12
September										21
October										12
November										18
December										20
Totals	3	39	11	16	16	86	2	1	174	179

Copies to: APS Supervisor, Director, I-Team Coordinator, Finance Tech, Deputy Director

Agenda

ONEIDA COUNTY HUMAN SERVICES

Better Together

Agency Updates

Vacancy and Recruitment Update

Positions filled in August/September

Position	Name	Start Date	Location
Behavioral Health Therapist	Hannah Hoffhein	10/05/2026	Timber
Finance Technician	Mitchell Wolosek	09/28/2026	Timber

In Process:

Position	Status	Location
Behavioral Health Therapist	Posted	**Timber**
Ongoing Social Worker	Re-Posted	**Courthouse**
WHEAP LTE	Posted	**Timber**
Administrative Support	Internal Posting to September 21st	**ADRC**

Program Updates

Updates and Events

ADRC:
*October 7th Cranberry Marsh Tour at the Nokomis Cranberry Marsh. Transportation provided from ADRC, includes a stop at the Woodruff Dining Center for lunch.
*October 29th Trick or Treating with the kids from YMCA Youth Development Center at the ADRC.
*October 30th Chair Yoga at the ADRC.

Timber Drive:
*Outpatient clinic started a pilot seeing youth at the middle school to decrease no show rates due to transportation concerns. Plan to expand to other local school as new therapist is onboarded. Reception from the school has been very positive.

Recovery Event:
*September 23rd is LUTN at Hodag Park 4pm-7:30pm. We will have resource tables for the entire agency-each building. Birth to three will be there. See Flyer Attached.

SAVE THE DATE

LIGHT UP *the Night*

FOR RECOVERY EVENT

An evening of hope, healing, and community.

CONNECT. SUPPORT. CELEBRATE.



WEDNESDAY
SEPTEMBER
23
2026

Hodag Park
Rhinelander

JOIN US FOR AN INSPIRING EVENING FEATURING:

COMMUNITY RESOURCE FAIR
Local resources and support services

GUEST SPEAKERS
Stories of hope, strength and recovery

FOOD & PRIZES
Enjoy food, giveaways and raffle prizes

COMMUNITY CONNECTION
Building connections that support wellness

Recovery happens together. | HOPE IS REAL. RECOVERY IS REAL.

SEPTEMBER IS
NATIONAL RECOVERY MONTH

LEARN HOW YOU CAN SUPPORT THIS EVENT OR GET INVOLVED!
Contact Jenny at
715-369-6186

SCAN HERE
to learn more about how to get involved, sponsor sponsor or host a booth.

Let's light the way to hope. | FOLLOW US #LightUpTheNightForRecovery

DOWNLOAD THE CDC'S FREE MILESTONE TRACKER APP TO SEE MILESTONES FOR EACH AGE



Birth to 3

FREE DEVELOPMENTAL SCREENINGS

FOR CHILDREN BIRTH TO 3

LAONA SCHOOL

OCTOBER 2, 2026

9-10AM

1-2PM



DROP IN OR SCHEDULE

CALL KERRI NORDBY (715)365-3927

ONEIDA COUNTY HUMAN SERVICES BIRTH TO 3

SERVING FOREST, ONEIDA AND VILAS COUNTIES

Birth to 3

FREE
DEVELOPMENTAL SCREENING EVENT

FOR CHILDREN BIRTH TO 3

Walk in Appointments

1st Wednesday of every month

9 to 11

September 2nd
October 7th
November 4th
December 2nd

download the CDC's free Milestone Tracker app to see milestones for each age.



Minocqua Public Libraray

415 Menominee Street

715-369-2215
humanservices.oneidacountwi.gov

Agenda

ADRC
2024-2026

Congregate Meals Served

	Jan	Feb	Mar	Apr	May	Jun	Jul	Aug	Sep	Oct	Nov	Dec	Average
2024	713	696	677	738	751	694	772	746	644	762	735	566	708
2025	635	666	670	718	785	733	813	757	791	737	558	576	703
2026	485	534	581	560	621	712	717						601

Home Delivered Meals Served

	Jan	Feb	Mar	Apr	May	Jun	Jul	Aug	Sep	Oct	Nov	Dec	Average
2024	3277	3247	2903	3052	3201	2866	3033	3153	2964	3245	2714	2541	3016
2025	2603	2687	2440	2964	2966	3133	3235	3129	3072	3306	2743	2849	2927
2026	2306	2427	2638	2600	2238	2680	2712						2514

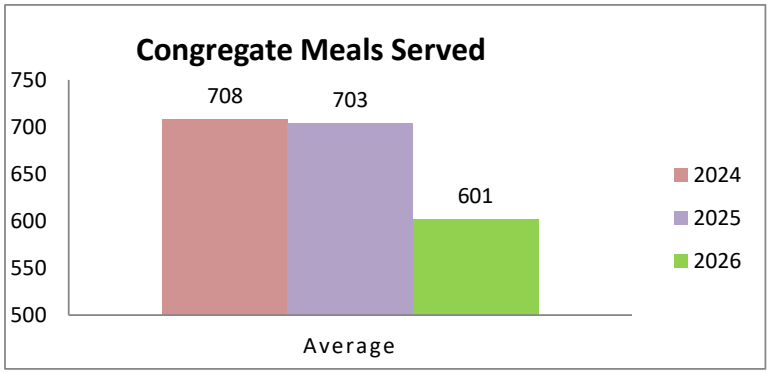

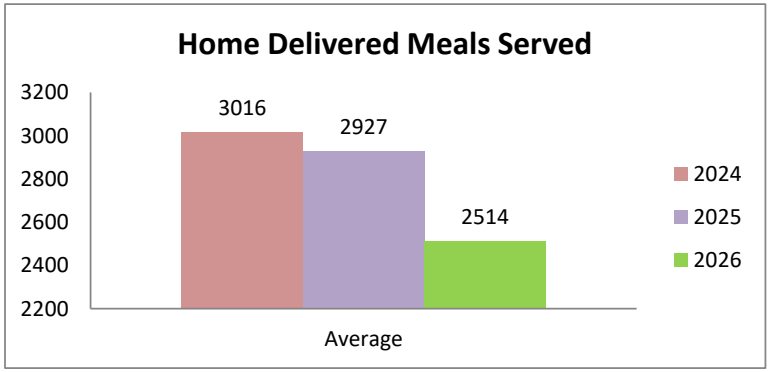

ADRC
2024-2026

Annual Congregate Meal Participants

	Jan	Feb	Mar	Apr	May	Jun	Jul	Aug	Sep	Oct	Nov	Dec	Total
2024	150	33	25	18	17	17	20	13	4	*	*	*	297
2025	150	37	36	19	27	18	12	11	9	11	11	1	342
2026	96	24	26	15	27	19	10						217

Annual Home Delivered Meal Participants

	Jan	Feb	Mar	Apr	May	Jun	Jul	Aug	Sep	Oct	Nov	Dec	Total
2024	199	17	13	17	16	12	15	20	14	*	*	*	323
2025	185	18	15	18	14	17	21	16	21	19	15	10	369
2026	184	19	9	13	9	17	13						264

*This data is not available due to the State's system change from SAMS to PeerPlace

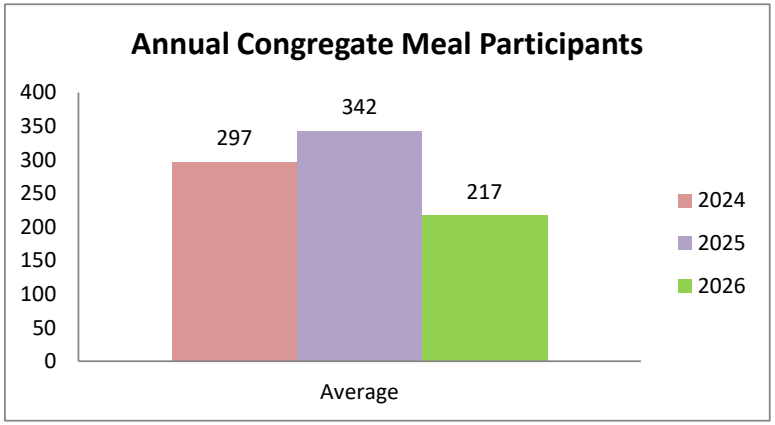

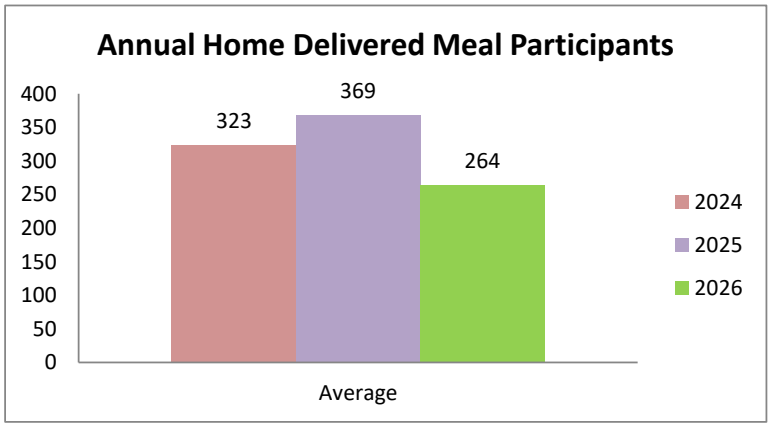

ADRC
2024-2026

Average Congregate Meal Contributions

2024	$ 4.12
2025	$ 4.60
2026	$ 5.47

Average Home Delivered Meal Contributions

2024	$ 3.09
2025	$ 3.20
2026	$ 4.45

Average Family Care Fees Collected

2024	$ 12.66
2025	$ 12.77
2026	$ 12.77

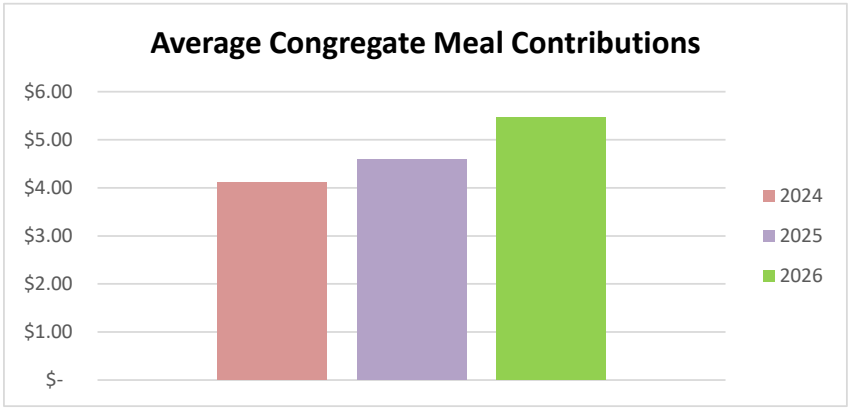

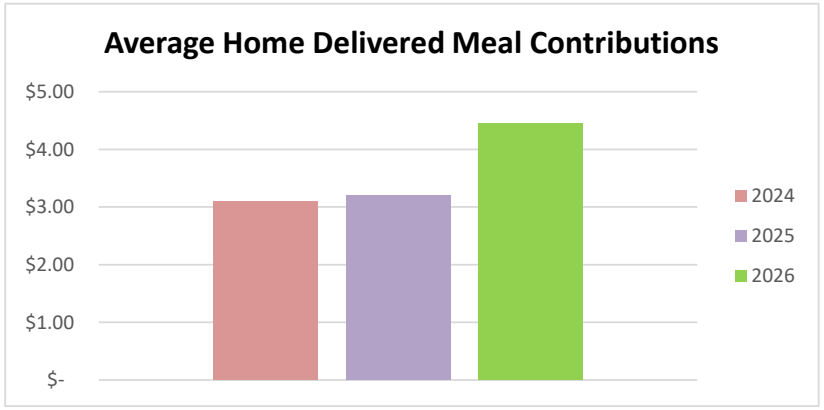

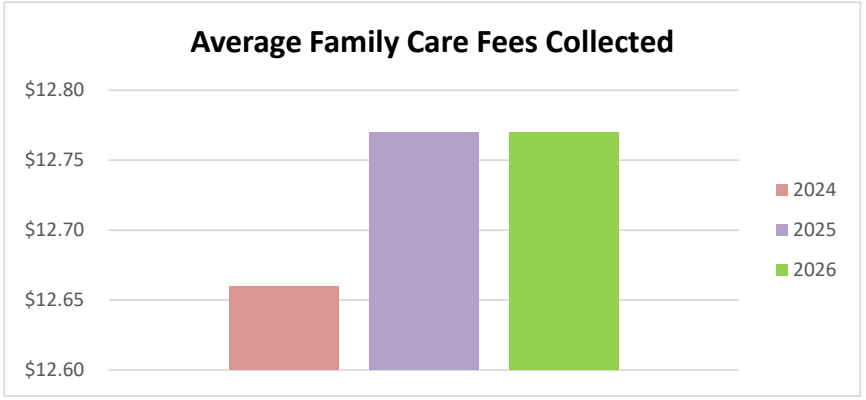

*Numbers unavailable at this time

ADRC
2024-2026

Completed Functional Screens

	Jan	Feb	Mar	Apr	May	Jun	Jul	Aug	Sep	Oct	Nov	Dec	Average
2024	4	13	13	12	31	11	11	12	18	15	8	7	13
2025	4	11	16	8	8	12	13	6	9	10	11	13	10
2026	7	9	17	12	10	15	8						11

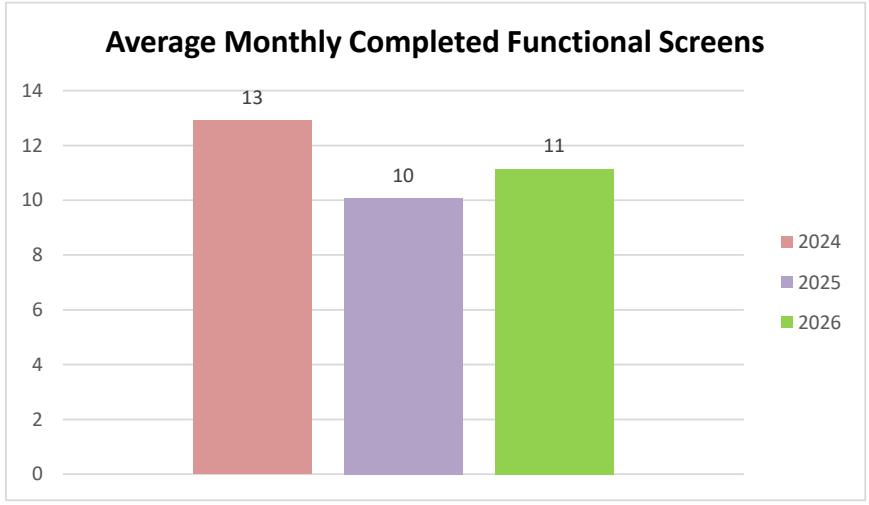

	YTD through July	Year End Estimate	2026 Budget	
				Projected 2026
Revenues				**Over/(Under)**
Outreach/EBS Funding	$45,764	$48,786	$46,649	$2,137
Outreach/EBS Program Income	$0	$0	$250	($250)
Title III B Funding	$43,629	$53,940	$52,957	$983
RSVP Grant and Program Income	$31,111	$94,836	$90,500	$4,336
Transporation Grant & Program Income	$138,386	$138,679	$139,968	($1,289)
85.21 Trust Account Interest	$1,678	$2,876	$0	
Congregate Meals Funds & Program Income	$61,488	$158,451	$172,906	($14,455)
Home Delivered Meals Funding	$58,531	$58,531	$65,125	($6,594)
Home Delivered Meals SCS	$6,292	$6,292	$6,292	$0
Home Delivered Meals NSIP	$6,516	$19,280	$19,103	$177
Home Delivered Program Income & Donations	$76,733	$151,027	$132,750	$18,277
Alzheimer's National Caregiver Grant	$6,931	$28,657	$26,613	$2,044
National Caregiver Grant	$2,225	$32,231	$28,925	$3,306
Administrative Program Income	$11,417	$19,571	$9,000	$10,571
ADRC Funding	$447,469	$969,653	$913,150	$56,503
Title III D Funding	$986	$4,436	$4,694	($258)
ADRC Tax Levy	$0	$142,642	$142,642	$0
Total Revenues	$939,154	$1,929,889	$1,851,524	$75,489
				Projected 2026
Expenses				**(Over)/Under**
ADRC Services				
Administration	$82,953	$140,739	$149,703	$8,964
Caregiver Support Programs	$18,002	$60,888	$55,538	($5,350)
Outreach (EBS)	$88,763	$150,208	$145,395	($4,813)
RSVP Program	$61,603	$94,836	$90,500	($4,336)
Transportation	$162,390	$174,825	$167,722	($7,103)
Congregate Meals	$96,723	$165,384	$172,906	$7,522
Home Delivered Meals	$245,748	$419,574	$409,866	($9,708)
ADRC (Including DBS &DCS)	$441,094	$727,228	$726,118	($1,110)
Total Expenses	$1,197,276	$1,933,682	$1,917,748	($15,934)
Net Surplus/(Deficit) at Year End		($3,793)		
General Fund Transfer	$0	$0	$0	$0
Restricted Fund Balance Accounts:				
Donation/Fundraiser Income Transfer		$16,767		
85.21 Trust Fund Transfer		$2,700		
Surplus/(Deficit) at Year End		**$15,674**		
85.21 Transportation Trust Account Balance	$ 291,171.95			
ADRC=Aging and Disability Resource Center				
EBS= Elderly Benefit Specialist				
RSVP= Retired Seniors Volunteer Program				
DBS= Disability Benefit Specialist				
DCS= Dementia Care Specialist				
SCS= Senior Community Services				
NSIP= Nutrition Services Incentive Program				

	YTD through July	Year End Estimate	2026 Budget	
Title III Funding= Funding provided by the Older Americans Act to provide support services, meal services, disease prevention, health promotion services and a caregiver support program.				
*Contains Federal Funds. See Federal Pass-through Awards Sheet.				